

This document contains key information you should know about DAMI Corporate Bond Fund - Series F. You can find more detailed information in the fund's simplified prospectus. Ask your representative for a copy, contact Durham Asset Management Inc. (DAMI) at +1 905 239 2436 or visit [www.durhamasset.ca](http://www.durhamasset.ca). Before you invest in any fund, consider how the fund would work with your other investments and your tolerance for risk.

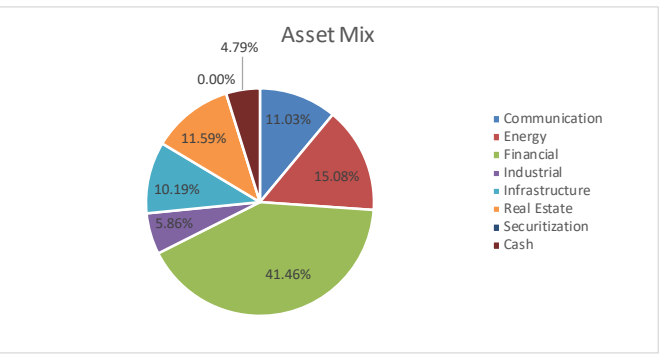
### Quick Facts

Fund Code	DUR103	Fund Manager:	Durham Asset Management Inc.
Date series started	June 15, 2021	Portfolio Manager:	Durham Asset Management Inc.
Total Value of the fund as of October 16, 2023	\$714,039.59	Distribution:	Monthly
Management Expense Ratio (MER)	0.70%	Minimum Investment:	Series F: \$500 initial, \$100 additional. These amounts may change from time to time and may also, be waived by DAMI

### What Does the fund Invest in?

The fund will invest in fixed-income securities issued by the Canadian and US governments, financial institutions, and corporations. The fund is limited to a maximum exposure of 20% of net asset value to investments in US securities issued in foreign markets. The objective is to generate long-term positive returns exceeding ICE Bank of America Canada Corporate Index.

The charts below give you a snapshot of the fund's investments in October 16, 2023. The fund's investments will change.

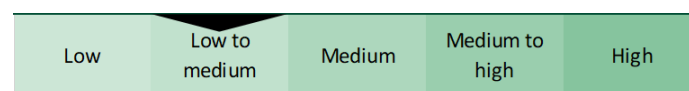
Top 10 Investments	October 16, 2023	Investment mix	October 16, 2023
1 Royal Bank Of Canada NVCC 5.01% 01/02/2028	6.03%		<ul style="list-style-type: none"> <li>■ Communication</li> <li>■ Energy</li> <li>■ Financial</li> <li>■ Industrial</li> <li>■ Infrastructure</li> <li>■ Real Estate</li> <li>■ Securitization</li> <li>■ Cash</li> </ul>
2 WFC 3.874% 21/05/2025	4.76%		
3 Grtr Tor Air Authority 4.53% 02/12/2041	4.27%		
4 ManuLife LRCN 7.117% 19/05/2027	4.02%		
5 C.I.B.C. 2.01% 21/07/2025	3.93%		
6 First Capital REIT 3.447% 01/03/2028	3.68%		
7 Telus Corp. 3.15% 19/02/2030	3.63%		
8 ENBRIDGE GAS 5.46% 10/06/2028	3.55%		
9 Allied Prop REIT 3.394% 15/08/2029	3.46%		
10 Intact LRCN 4.125% 28/02/2026	3.35%		
Total percentage of top 10 investments	40.68%		
Total number of Investments	40		

### How risky is it?

The value of the fund can go down as well as up. You could lose money. One way to gauge risk is to look at how much a fund's returns change over time. This is called "volatility".

In general, funds with higher volatility will have returns that change more over time. They typically have a greater chance of losing money and may have a greater chance of higher returns. Funds with lower volatility tend to have returns that change less over time. They typically have lower returns and may have a lower chance of losing money.

### Risk rating



Durham Asset Management Inc. has rated the volatility of this fund as **Low to Medium**. Because this is a new fund, the risk rating is only an estimate by Durham Asset Management Inc. For more information about the risk rating and specific risks that can affect the fund's returns, see the "What are the Risks of Investing in the Fund?" section of the fund's simplified prospectus.

### No guarantees

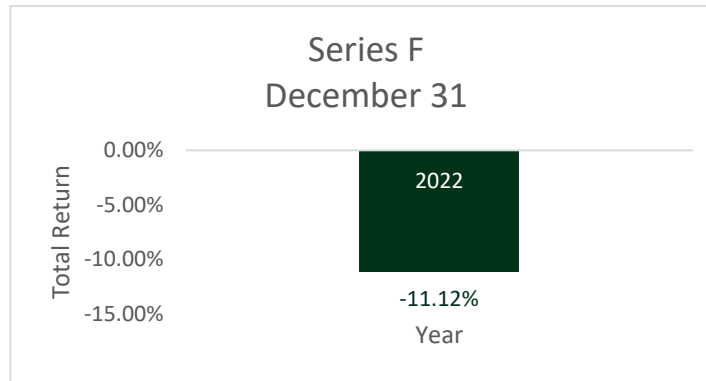
Like most mutual funds, this fund doesn't have any guarantees. You may not get back the amount of money you invest.

### How has the fund performed?

This section tells you how Series F securities of the fund have performed since inception. Returns are after expenses have been deducted. These expenses reduce returns.

#### Year-by-year returns

This chart shows how Series F securities of the fund have performed since inception. The range of returns and changes from year to year can help you assess how risky the fund has been in the past. It does not tell you how the fund will perform in the future.



#### Best and worst 3-month returns

This table shows the best and worst returns for Series F securities of the fund in a 3-month period since inception. The best and worst 3-month returns could be higher or lower in the future. Consider how much of a loss you could afford to take in a short period of time.

	Return	3 Months ending	If you invested \$1000 at the beginning of the period
Best Return		05.08%	\$915.40
Worst return		-7.12%	\$931.50

#### Average return

A person who invested \$1,000 in Series F of the fund since inception would have had \$967 as of October 15, 2023. This is equal to an annual compounded return of approximately -3.30%.

### Who is this fund for?

Investors who:

- You are seeking capital preservation and income
- You are looking for a Canadian fixed-income fund to hold as part of their diversified portfolio
- You plan to hold your investment for the medium term or longer; and
- You can tolerate a low to medium level of risk.

### A word about tax

In general, you'll have to pay income tax on any money you make on a fund. How much you pay depends on the tax laws where you live and whether or not you hold the fund in a registered plan such as a Registered Retirement Savings Plan or a Tax-Free Savings Account.

Keep in mind that if you hold your fund in a non-registered account, fund distributions are included in your taxable income, whether you get them in cash or have them reinvested.

### How much does it cost?

The following tables show the fees and expenses you could pay to buy, own and sell Series F securities of the fund.

The fees and expenses – including any commissions – can vary among series of a fund and among funds. Higher commissions can influence representatives to recommend one investment over another. Ask about other funds and investments that may be suitable for you at a lower cost.

#### 1. Sales Charge Option

What you pay in percentage terms	In Dollars	How It Works
Initial Sales Charge 0% - 2.5% of your purchase price	\$0 to \$25 is deducted from every \$1,000 you invest	<ul style="list-style-type: none"><li>• You and your representative decide on the initial sales charge amount.</li><li>• The initial sales charge is deducted from the amount you invest. It goes to your representative's firm as a commission.</li></ul>

#### 2. Fund expenses

You don't pay these expenses directly. They affect you because they reduce the fund's returns.

The fund's expenses are made up of the management fee,

#### More about the trailing commission

The trailing commission is an ongoing commission. It is paid for as long as you own the Fund. It is for the services and advice that your representative and their firm provide to you.

operating expenses and trading costs. The Series F annual management fee is 0.39% of the Series F net asset value. As of June 15, 2023, the fund's expenses were as below:

DAMI pays the trailing commission to your representative's firm. It is paid from the Fund's management fee and is based on the value of your investment. The rate depends on the series you choose.

For Series F units of the fund, there is no trailing commission.

	Annual rate (as a % of the fund's value) Series F
<b>Management expense ratio (MER)</b> This is the total of the management fee (including the trailing commission), fixed administration fee, and fund costs	0.70%
<b>Trading expense ratio</b> These are the fund's trading costs	0.05%
<b>Fund expense</b>	0.75%
For every \$1,000 invested, this equals to:	\$7.50

### 3. Other fees

You may have to pay other fees when you buy, hold, sell or switch securities of the fund.

Fee:	What you pay.
Account fee	If you switch between series of the Fund or to another DAMI fund, then you may pay your representative's firm a switch fee of 0-2%.
Short-term trading fee	A fee of 2% of the amount switched or redeemed will be charged by the Fund if you invest in the Fund for less than 30 days. This fee goes to the fund.
Switch fee	If you switch to another DAMI fund, then you may pay your representative's firm a switch fee of 0-2%.
Change fee	If you change between another series of the Fund, then you may pay your representative's firm a change fee of 0-2%.

#### What if I change my mind?

Under securities law in some provinces and territories, you have the right to:

- withdraw from an agreement to buy mutual fund securities within two business days after you receive a simplified prospectus or Fund Facts document, or
- cancel your purchase within 48 hours after you receive confirmation of the purchase. In some provinces and territories, you also have the right to cancel a purchase or, in some jurisdictions, claim damages if the simplified prospectus, annual information form, Fund Facts document or financial statements contain a misrepresentation. You must act within the time limit set by the securities law in your province or territory.

For more information, see the securities law of your province or territory or ask a lawyer.

#### For more information

Contact Durham Asset Management Inc. or your representative for the fund's simplified prospectus and other disclosure documents. These documents and the Fund Facts make up the fund's legal documents.

Durham asset Management inc.

22 Shorten Place,

Ajax, ON, L1T0E9

PH: +1-905-239-2436

Toll-Free: +1-800-444-DAMI

[www.durhamasset.ca](http://www.durhamasset.ca)

To learn more about investing in mutual funds, see the brochure Understanding mutual funds, which is available on the website of the Canadian Securities Administrators at [www.securities-administrators.ca](http://www.securities-administrators.ca).